

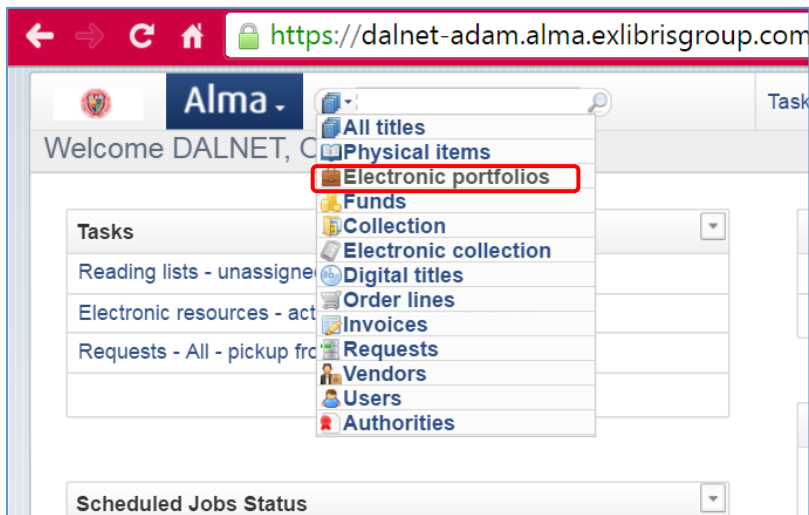


Activating single electronic portfolios in Alma (Single e-books)

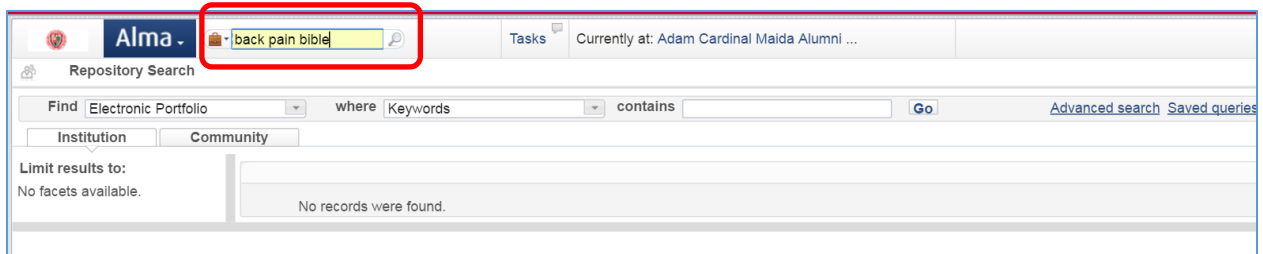
Open Alma:



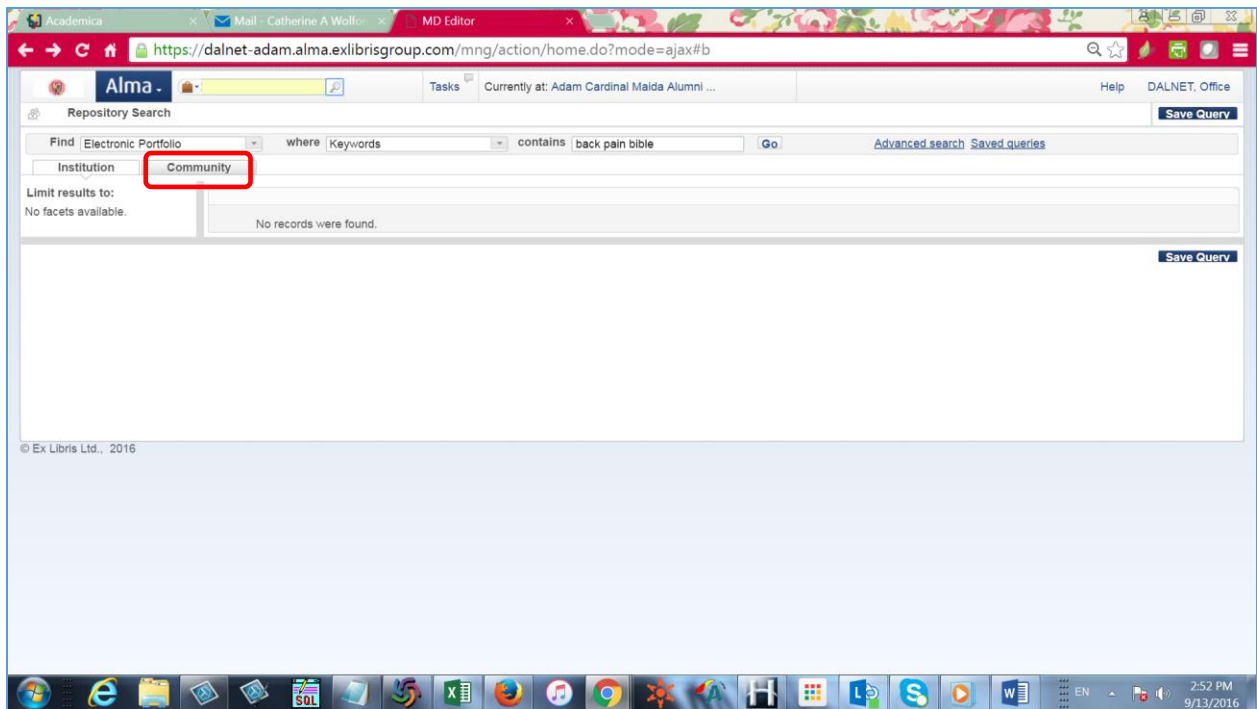
Pick Electronic portfolios from drop down menu:



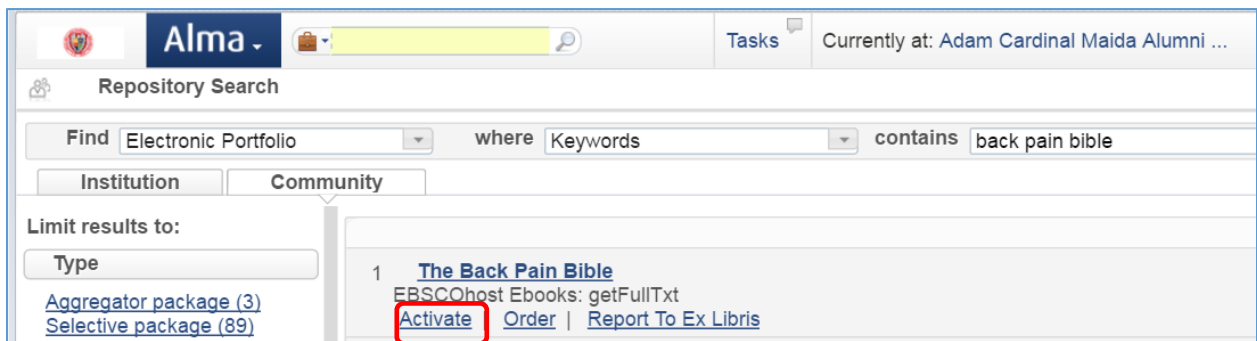
Search for title:



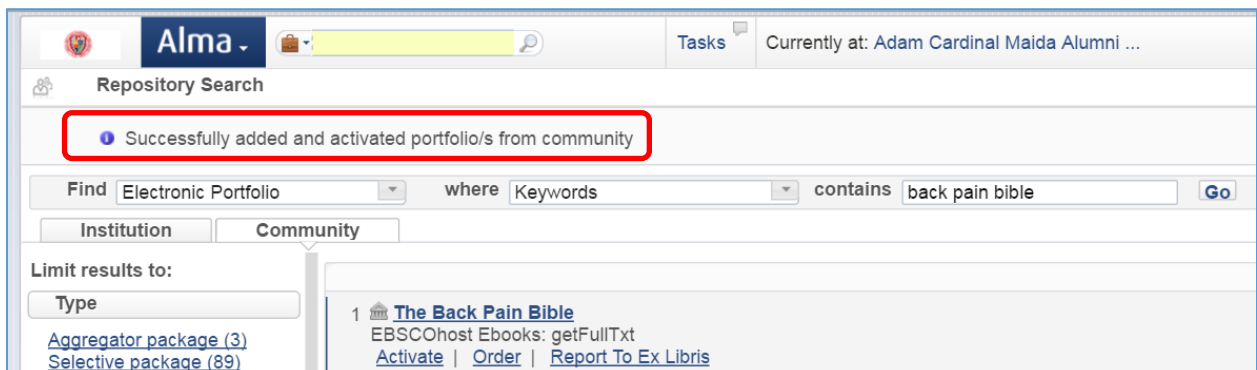
You probably will not get a result. Click on Community tab, you do not have to re-enter the title:



The e-resource appears. Click Activate:



You will receive a message that it was successful:



You may want to test the access. Click the Institution tab, you do not have to re-enter the title. Click on Test access:

The screenshot shows the Alma Repository Search interface. At the top, the Alma logo is visible. Below it, the search bar contains the text "Electronic Portfolio" and "Keywords" with the search term "back pain bible". The "Institution" tab is selected and highlighted with a red box. On the left, there are filters for "Limit results to:" including "Type", "Interface", and "Electronic Collection". The search results list one item: "The Back Pain Bible" by EBSCOhost Ebooks. A "Test access" link is highlighted with a red box.

Click on Full Text Link:

The screenshot shows the Alma Online Services interface. It displays the source information for "The Back Pain Bible [0-87983-903-1]". A red box highlights the link "Full text available at: EBSCOhost Ebooks".

Final Results:

The screenshot shows the EBSCOhost search results page. The search term "AN 11830" is entered in the search bar. The results list "The Back Pain Bible" by Cichoke, Anthony J. The authors and publication information are displayed: "Authors: Cichoke, Anthony J." and "Publication Los Angeles : NTC Contemporary. 1999". On the left, there are options for "Detailed Record" and "PDF Full Text".